




BUSINESS TELEPHONES AND DATA SYSTEMS
MCS BUSINESS CENTER
 127 RED LION ROAD ~ SOUTHAMPTON ~ NJ 08088
 WWW.MCSTEL.COM 609.859.1000

MS225 SERIES

Stackable access switches with 10G SFP+ uplinks, designed for the branch and campus



CLOUD-MANAGED STACKABLE ACCESS SWITCHES

The Cisco Meraki **MS225** series switches provide layer 2 access switching and are ideal for deploying to branch locations. With stacking capabilities and 10G SFP+ uplinks on every model, performance is guaranteed. This family also supports an optional, rack-mountable remote PSU (Cisco RPS-2300) for power redundancy requirements

Cisco Meraki switches are built from the ground up to be easy to manage without compromising any of the power and flexibility traditionally found in enterprise-class switches.

The Meraki MS is managed through an elegant, intuitive cloud interface, rather than a cryptic command line. To bring up a Meraki switch, just plug it in; there's no need for complicated configuration files, or even direct physical access to the switch.

Meraki's centralized management gives administrators deep visibility into the network and how it's used. See which switches are near capacity across hundreds of sites. Find all configuration changes made by a certain person with instant search.

INDUSTRY LEADING CLOUD MANAGEMENT

Cloud management has a number of benefits that make it easier to build networks large and small:

- True zero-touch device provisioning.
- Virtual stacking: manage up to thousands of ports from a single pane of glass.
- Application layer visibility with automatic operating system, client, and hostname fingerprinting.
- Powerful Live Tools such as packet capture and cable test to isolate and troubleshoot network issues.
- Alerts upon power loss, downtime, or configuration changes.
- Role-based administration and automatic, scheduled firmware upgrades over the web.
- Regular feature updates and enhancements delivered on demand from the Meraki cloud.

Product Highlights

- Gigabit Access switching with 24 and 48 port models and optional PoE+
- 4 x 10G SFP+ uplink interfaces on all models
- Built-in dual stacking interfaces with up to 80G bandwidth
- Non-blocking switch backplane with up to 176 Gbps bandwidth support
- Up to 740 watt PoE budget with PoE+ support and dynamic power allocation for powering APs, phones, cameras, and other PoE-enabled devices
- 8 dedicated QoS queues for converged voice, video, and data applications
- Low power consumption, quiet acoustic design, and shallow rack depth options, enabling flexible deployment in wiring closets as well as offices and classrooms
- Integrated mounting brackets for rack and desk mounting
- Fanless design on select models
- Lifetime hardware warranty and advanced replacement at no additional cost

Features

Meraki switches include all of the traditional Ethernet features found in modern enterprise access switches, including:

Branch & Campus Access

- Physical stacking with support for up to 8 stack members for built-in redundancy and performance
- Quality-of-Service (QoS) to prioritize mission critical traffic such as voice and video
- Voice VLAN support for simplified VoIP deployments
- CDP, LLDP advertisement and snooping, with detailed neighbor discovery and visibility
- Port Mirroring (SPAN) support for monitoring network traffic at line rate
- IGMP Snooping to optimize network performance for multicast applications
- Link Aggregation Control Protocol (LACP) for high-capacity trunking, with Multichassis (MLAG) support on stacked switches

Network Security

- IEEE 802.1X, MAB, and Hybrid authentication support for wired access control with RADIUS server monitoring
- Port security and MAC whitelisting
- Change of Authorization (CoA) and RADIUS accounting support
- DHCP snooping to prevent users from adding unauthorized DHCP servers on the network
- Rapid spanning tree, BPDU guard, root guard, and other safeguards to help prevent misconfigurations and reduce convergence time
- Per port VLAN configuration
- Multiple administrative roles with sophisticated security policy management

Network Troubleshooting & Automation

- Virtual Stacking lets administrators manage up to thousands of ports in a single interface without having to physically connect stack members
- Configuration templates for rapid, zero-touch provisioning and auditing of all sites
- Network Topology for automatic and interactive network mapping
- Remote cable testing, packet capture and client discovery
- Automatic and scheduled firmware upgrades for the complete network

Converged Voice, Video and Data Environments

The Meraki switch family is designed to unify data, voice, and video onto a single IP backbone. All Meraki switches support rich quality-of-service (QoS) functionality for prioritizing data, voice, and video traffic. The switches support eight class-of-service (CoS) queues on every port, enabling them to maintain end-to-end traffic prioritization.

PoE models provide power VoIP telephones, IP security cameras, wireless access points (APs), and other IP devices. In addition, using CDP and LLDP, PoE power is intelligently budgeted to maximize the number of PoE clients supported. For the most power-hungry applications, support for Cisco UPoE is also available. The Meraki MC products work flawlessly with Meraki switches, and create a unique and powerful experience to installing, supporting and troubleshooting VoIP technology

Application Layer Visibility


Meraki is the only switch to include integrated Layer 7 fingerprinting. Identify hundreds of applications from business apps to BitTorrent and YouTube. User fingerprinting with Google-like search allows administrators to easily identify and control individual users, PCs, iPads, Androids, and other devices. This unprecedented visibility allows optimizing of network resources and maintaining optimal network performance.


Unified Software Architecture

Meraki switches run the same Meraki operating system used by all of Meraki's products. The use of a common operating system allows Meraki to deliver a consistent experience across all product lines. When connected, MS250 switches automatically connect to the Meraki cloud, download configuration, and join the appropriate network. If new firmware is required, this is retrieved by the switch and updated automatically. This ensures the network is kept up-to-date with bug fixes, security updates, and new features.

Troubleshooting

Packet capture [Run a packet capture on this port](#)

Cable test  Run a cable test on this port
Warning: This test will disrupt traffic to 100 or 10 Mbit devices.

Cycle port  Disable and re-enable this port
Warning: PoE powered devices will be temporarily powered down.

Remote cable test in the Meraki dashboard

Simplified Management and Operations

Meraki's cloud managed architecture makes it simpler than ever to quickly provision and reconfigure switch ports with security, QoS, and other parameters. The Meraki dashboard provides unified policies, event logs, and monitoring, which make it easy to manage and grow large network deployments.

By providing a complete, powerful set of management functions over the web, Meraki's cloud-based management eliminates the need for proprietary command line configuration interfaces which require expensive and time consuming certifications. Meraki MS switches can be fully deployed and provisioned in minutes, without requiring any local configuration or staging. Additional or replacement switches can be sent to remote offices and installed by non-technical staff, saving thousands of dollars in time and travel expenses.

The Meraki MS family also includes several remote diagnostic features, from network connectivity and cable integrity tests to latency measurement tools. For deep client troubleshooting, administrators can even perform per-port remote pcap packet captures without any additional probes or hardware on site.

Scheduled & Automatic Firmware Updates

Firmware upgrades

Try beta firmware

No ▾

[What is this?](#)

Upgrade window

Thursday ▾ 1am ▾ PDT

[What is this?](#)

Switch firmware

The switches in this network are configured to run the latest available firmware.

☐ Reschedule the upgrade to: at PST

☐ Perform the upgrade now

☒ Upgrade as scheduled

Automatic E-mail Alerts

Enabled security alerts

Security policy	On failing compliance	On entering compliance	Grace period	Scope
Encrypted ▾	<input type="checkbox"/>	<input type="checkbox"/>	15 minutes ▾	with ANY of the following tags ▾
MerakiSecure ▾	<input type="checkbox"/>	<input type="checkbox"/>	30 minutes ▾	All devices ▾
Add a new alert				

Designed for Reliability & Environmental Efficiency

The Meraki switch family was designed for reliable, long-lived operation in wiring closet environments, which may be prone to high temperatures and limited ventilation. By minimizing total component count and only using proven switching silicon, Meraki is able to deliver highly reliable products with exceptional mean time between failure (MTBF) ratings.

Each Meraki switch also operates with a split-plane architecture, where silicon-based switching and data forwarding are separated

from software-based control and management. By decoupling the underlying switching logic from control, each unit is able to deliver wire-speed switching even when advanced software features such as Layer 7 host and OS fingerprinting are enabled.

Finally, the highly integrated designs of Meraki switches result in power and cooling savings in large deployment environments of 30-60% when compared with similar managed Gigabit switches.

DISTRIBUTED BRANCES & REMOTE SITES

Meraki's cloud-based system makes it easy to manage a single switch, or thousands of distributed switches, from a single interface.

- Troubleshoot problems remotely, e.g., find which port has a bad cable attached.
- Add or replace switches without having to send a technician onsite. Switches automatically download their current configuration as soon as they are connected to the network.
- Receive email alerts or SMS messages whenever there's a problem at a remote site.

CAMPUS EDGE

MS switches are ideal for small and large scale campus deployments, where reliability, scalability, and managability are top priorities.

- Virtual Stacking lets administrators manage up to thousands of ports in a single interface without having to physically connect stack members.
- 10GbE cable SFP+ ports with link aggregation provide high speed connectivity to aggregation switches such as the MS425.
- Get alerts if any switch fails or goes offline, before users complain.



BUSINESS TELEPHONES AND DATA SYSTEMS

MCS BUSINESS CENTER

127 RED LION ROAD ~ SOUTHAMPTON ~ NJ 08088

WWW.MCSTEL.COM 609.859.1000

Dimensions & Interfaces

Model	Physical Dimensions (H x W x D)*	Weight	Interface	Switching Capacity	Stacking Bandwidth
MS225-24	1.72 x 19.08 x 9.84" (4.38 x 48.46 x 25cm)	6.03 lb (2.73 kg)	<ul style="list-style-type: none"> • 24 x 10/100/1000BASE-T Ethernet RJ45 with auto negotiation and crossover detection (auto-MDIX crossover) • 4 x SFP+ 10GbE uplink • 2 x stacking ports • RJ45 Management port 	128 Gbps	80G (dual interface)
MS225-24P	1.72 x 19.08 x 9.84" (4.38 x 48.46 x 25cm)	8.18 lb (3.71 kg)	<ul style="list-style-type: none"> • 24 x 10/100/1000BASE-T Ethernet RJ45 with auto negotiation and crossover detection (auto-MDIX crossover) • 4 x SFP+ 10GbE uplink • 2 x stacking ports • RJ45 Management port 	128 Gbps	80G (dual interface)
MS225-48	1.72 x 19.08 x 13.38" (4.38 x 48.46 x 34cm)	8.78 lb (3.98 kg)	<ul style="list-style-type: none"> • 48 x 10/100/1000BASE-T Ethernet RJ45 with auto negotiation and crossover detection (auto-MDIX crossover) • 4 x SFP+ 10GbE uplink • 2 x stacking ports • RJ45 Management port 	176 Gbps	80G (dual interface)
MS225-48LP	1.72" x 19.08" x 13.38" (4.38 x 48.46 x 34cm)	9.63 lb (4.37 kg)	<ul style="list-style-type: none"> • 48 x 10/100/1000BASE-T Ethernet RJ45 with auto negotiation and crossover detection (auto-MDIX crossover) • 4 x SFP+ 10GbE uplink • 2 x stacking ports • RJ45 Management port 	176 Gbps	80G (dual interface)
MS225-48FP	1.72" x 19.08" x 13.38" (4.38 x 48.46 x 34cm)	9.63 lb (4.37 kg)	<ul style="list-style-type: none"> • 48 x 10/100/1000BASE-T Ethernet RJ45 with auto negotiation and crossover detection (auto-MDIX crossover) • 4 x SFP+ 10GbE uplink • 2 x stacking ports • RJ45 Management port 	176 Gbps	80G (dual interface)

*Depth includes all accessories

Power Options & Specifications

Model	Idle / Full Load Power	Available PoE+ Power	Power Supply Configuration	Optional Redundant Power Supply
MS225-24	15 / 24 W	–	Fixed internal	External RPS*
MS225-24P	21 / 448 W	370 W	Fixed internal	External RPS*
MS225-48	25 / 42 W	–	Fixed internal	External RPS*
MS225-48LP	53 / 490 W	370 W	Fixed internal	External RPS*
MS225-48FP	54 / 882 W	740 W	Fixed internal	External RPS*

* Cisco RPS chassis (PWR-RPS2300)

What's Included

MS225-24	1 x Mounting screw kit
MS225-24P	1 x Mounting screw kit
MS225-48	1 x Mounting screw kit
MS225-48LP	1 x Mounting screw kit
MS225-48FP	1 x Mounting screw kit



Rack Mounting Kit

Optional Accessories

Description	Model	Supported Switch Models
Meraki Stacking Cable, 0.5 Meter	MA-CBL-40G-50CM	All Models
Meraki Stacking Cable, 1 Meter	MA-CBL-40G-1M	All Models
Meraki Stacking Cable, 3 Meter	MA-CBL-40G-3M	All Models
Remote Power System (RPS) Chassis	PWR-RPS2300	All Models

The Meraki MS family also supports SFP/SFP+ pluggable optics for high-speed connectivity. Meraki offers a variety of Gigabit and 10 Gigabit accessories. Full specifications and compatibility information is available in the Meraki Accessories datasheet: https://meraki.cisco.com/lib/pdf/meraki_datasheet_sfp.pdf



Specifications

Management

Managed via the Web with the Meraki cloud management platform
Integrated with Meraki Wireless and complete portfolio of IT products and solutions
Zero-touch remote provisioning (no staging needed)
Detailed historical per-port and per-client usage statistics
DHCP, client, and hostname fingerprinting
SNMPd and SYSLOG support for integration with other network management solutions
Automatic firmware upgrades with scheduling control

Remote Diagnostics

Email, SMS and Mobile push notification alerts ¹
Cable testing and link failure detection with alerting
Live remote packet capture
Dynamic and interactive network discovery and topology
Combined event and configuration change logs with instant search

Flexible Stacking

Physical stacking of up to 8 switches with 80 Gbps stack bandwidth on all models
Virtual stacking supports thousands of switch ports in a single logical stack for unified management, monitoring, and configuration

Ethernet Switching Capabilities

802.1p Quality of Service, 8 queues and configurable DSCP to CoS mapping
802.1Q VLAN and trunking support for up to 4,096 VLANs
802.1w, 802.1D Rapid Spanning Tree Protocol (RSTP, STP)
Broadcast storm control
802.1ab Link Layer Discovery Protocol (LLDP) and Cisco Discovery Protocol (CDP)
802.3ad Link aggregation with up to 8 ports per aggregate, Multichassis aggregates supported on stacked switches
Port mirroring
IGMP snooping for multicast filtering
MAC forwarding entries: 16K on 24-port models, 32K on 48-port models

Security

Integrated two-factor authentication for Dashboard management
Role-based access control (RBAC) with granular device and configuration control
SSO, Corporate wide password policy enforcement
IEEE 802.1X RADIUS, hybrid authentication and RADIUS server testing
MAC-based RADIUS authentication (MAB)
Port security: Sticky MAC, MAC whitelisting
DHCP snooping, detection and blocking
STP Enhancements: BPDU guard, Root guard
IPv4 ACLs

Performance

Switching capacity: 128Gbps on 24-port models, 176Gbps on 48-port models
Forwarding rate: 95.24mpps on 24-port models, 127.98mpps on 48-port models
Jumbo frame support (9578 byte Ethernet frame)
Flow control support

Layer 3

Static routing
DHCP Relay

Power

Power input: 100 - 240 VAC, 47-63 Hz
Power consumption: 15 - 490 W
RPS interface: Requires RPS-2300 chassis, see Cisco RPS-2300 Datasheet for further information

Mounting

1U Rack-mountable with included rack mount hardware
2-post front mounting options available
Desktop-mountable with included feet

Environment

Operating temperature: -5 °C to 50 °C
Humidity: 5 to 95% non-condensing
MS225-24, MS225-48 feature fanless operation

Regulatory²

CSA-US (US, Canada)
FCC (USA)
IC (Canada)
CE (Europe)
RCM (Australia/New Zealand)
RoHS

Warranty

Full lifetime hardware warranty with next-day advanced replacement included

MTBF Ratings

Model	MTBF (at 25c)
MS225-24	590,165
MS225-24P	391,648
MS225-48	439,585
MS225-48LP	381,015
MS225-48FP	320,555

