



BUSINESS TELEPHONES AND DATA SYSTEMS
MCS BUSINESS CENTER
 127 RED LION ROAD ~ SOUTHAMPTON ~ NJ 08088
 WWW.MCSTEL.COM 609.859.1000

5.8GHz DIGITAL GIGARANGE®

4-LINE
 Operation



- Overview
- Base Unit Block & Circuit Diagrams
- Handset Block & Circuit Diagrams
- Summary

KX-TG4500B Black

5.8 GHz Expandable Digital Cordless Phone System

100-Minute All-Digital
 Voice Mail System

Automated
 Attendant System

Dual Keypads and
 Digital Speakerphone
 on Base and Handset



Expandable Up to 8 Handset Stations**



www.panasonic.com

KX-TG4500 5.8GHz Digital Cordless Phone System

Panasonic
 ideas for life

System Overview

Expandable up to 8 Handset Stations*1



KX-TG4500

KX-TGA450

• 4-Line Operation

Funcionamiento de 4 líneas

• Expandable Up to 8 Handset Stations*1

Expandible hasta 8 auriculares

• 3-Way Conference

Conference with up to 3 people.

• Permits Up to 5 Users at One Time*1,*2

The base unit and four of the cordless handsets may be used simultaneously.

• 100-Minute All-Digital Voice Mail System

Sistema contestador digital de 100 minutos

Allows you to receive and deliver voice messages using personal mailboxes. The system can handle one general delivery mailbox and a maximum of 8 personal mailboxes, one of which is assigned to each cordless handset in the system. The total recording time is up to 100 minutes.

• Automated Attendant System

Sistema de asistencia automatizada

The Automated Attendant System is a flexible communication tool that can enhance your productivity by improving your call management. It can answer incoming calls and then route the callers to the base unit or to a designated cordless handset station. If nobody can answer your call, you can access the voice mail system and leave a message in the mailbox of the desired extension (station).

• 2-Way Recording

• Recordable Music on Hold

Record your messages, favorite songs or sounds as your music on hold.

• Selectable Ringtones (3 Tones, 4 Melodies) for Each Unit and Each Line

Recordable
Music on Hold



KX-TG4500 5.8GHz Digital Cordless Phone System

Panasonic
ideas for life

■ Specifications

	BASE UNIT	CORDLESS HANDSET	CHAGER UNIT
Power Source	Ac adaptor (120 V AC, 60 Hz) PQLV256Z	HHR-P104 3.6V 830 mAh	Ac adaptor (120 V AC, 60 Hz) PQLV256Z
RF comms. method	Digital Cordless Telephone protocol	Digital Cordless Telephone protocol	
Receiving/Transmitting Frequency	47 Channels within 5.725 GHz and 5.85 GHz.	47 Channels within 5.725 GHz and 5.85 GHz.	
RF transmission power	up to 24 dBm	up to 24 dBm	
Tolerance of OSC Frequency	0.97 ppm	0.97 ppm	
Modulation Method	Frequency Modulation	Frequency Modulation	
ID Code	40 bit	40 bit	
Power consumption			
Standby	180 mA	4 mA	Approx. 0.8 W
Talk	197 mA	44 mA	
Backup battery	HHR-P516 6 V 1100 mAh	—	—
Backup battery charge time	16 hours (*2)	—	—
Battery life	20 minutes	8 Days in Standby, 15 hours in Talk (*1)	
Dial Mode	Tone(DTMF)/Pulse	Tone(DTMF)/Pulse	
Phone book	100 numbers	100 numbers	
Telephone number length	32 digits	32 digits	
Dimension (H x W x D)	Approx. 125 mm x 270 mm x 240 mm (4.92" x 10.63" x 9.45")	Approx. 220 mm x 40 mm x 55 mm (8.66" x 1.57" x 2.16")	Approx. 69 mm x 74 mm x 100 mm (2 23/32" x 2 29/32" x 3 15/16")
Weight	Approx. 1.5 kg (3.3 lbs)	Approx. 190 g (0.42 lbs)	Approx. 120 g (0.26 lb.)
Ringer Equivalence No.(REN)	0.6 B		—

Design and specifications are subject to change without notice.

Note:

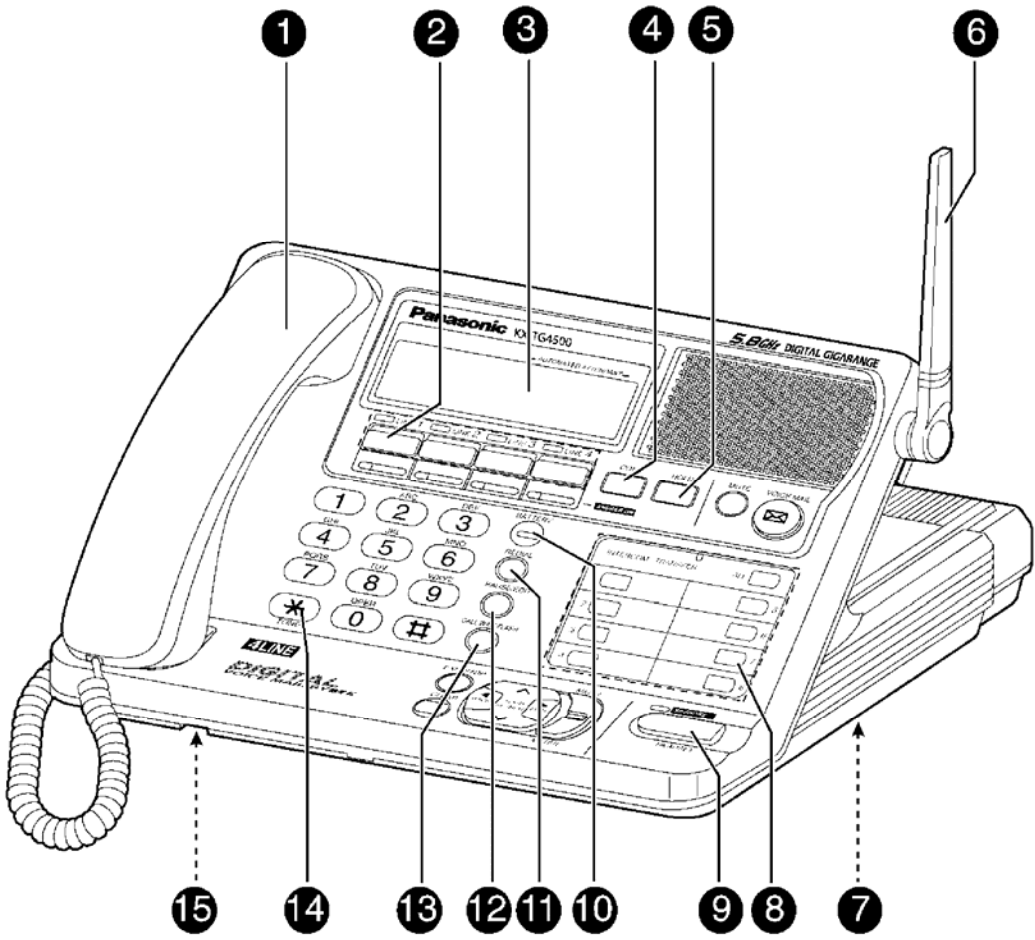
(*1) Maximum talk time achieved after several recharge cycles.

(*2) When fully charged, backup battery will provide at least 20 minutes use if power fails.

KX-TG4500 5.8GHz Digital Cordless Phone System

Panasonic
ideas for life

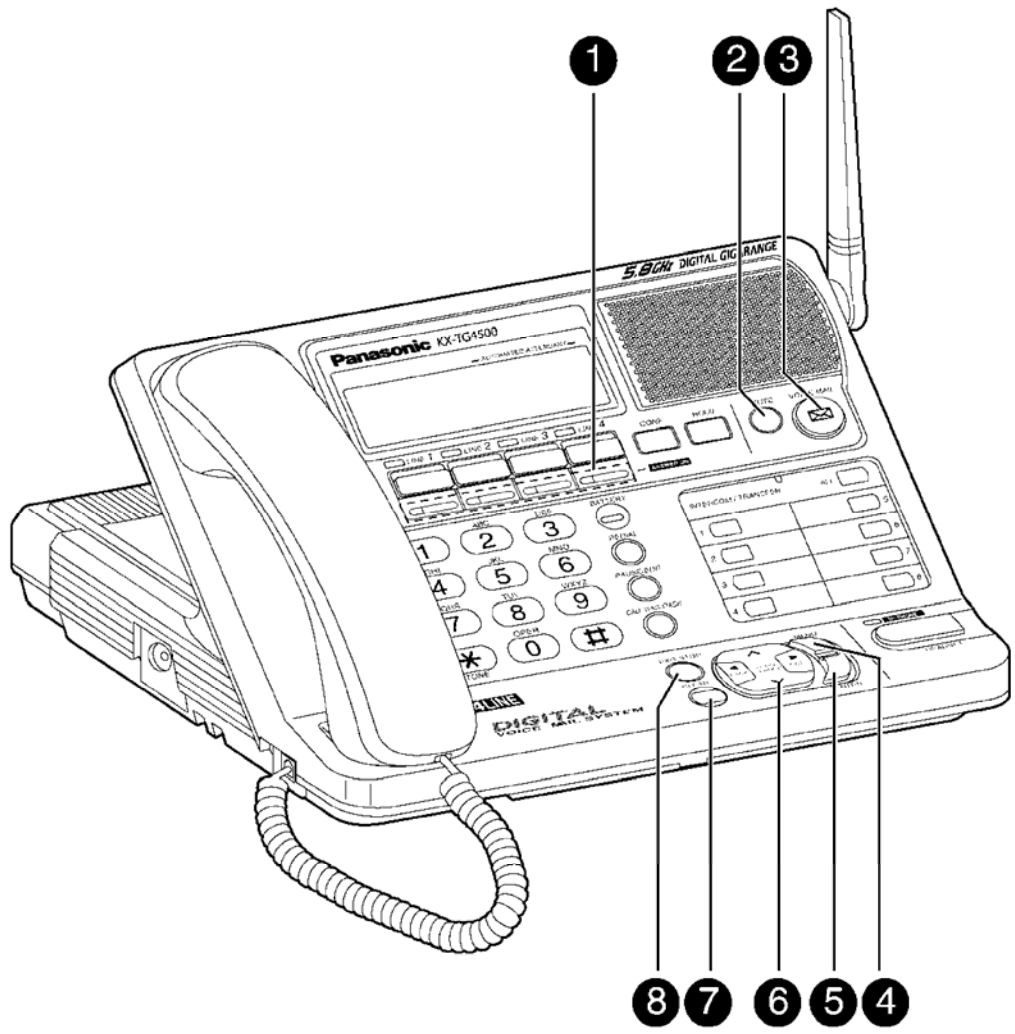
Location of Controls and Components – Base Unit (1)



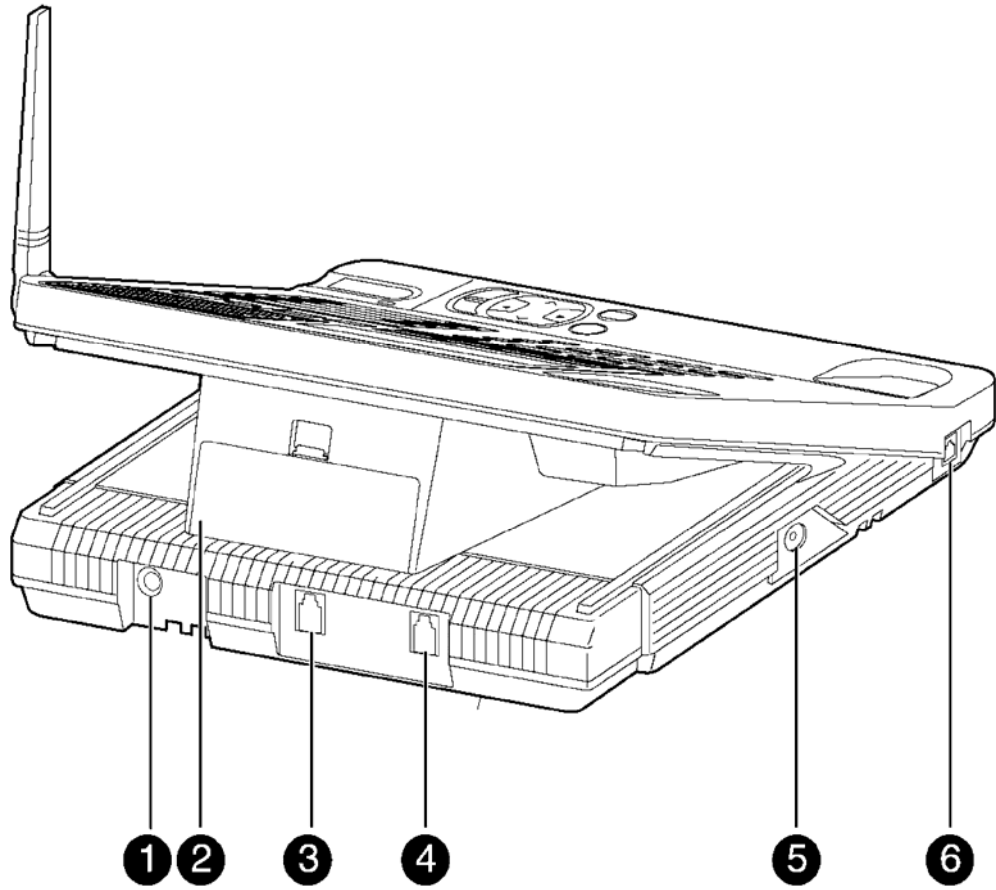
- 1 Coded handset
- 2 LINE 1, 2, 3 and 4, and indicators
- 3 Display
- 4 [CONF]
- 5 [HOLD]
- 6 Antenna
- 7 [RESET] button
- 8 [INTERCOM]/[TRANSFER], ([ALL], [1] to [8])
- 9 [SP-PHONE]/[HEADSET] and indicator
- 10 [BATTERY] indicator
- 11 [REDIAL]
- 12 [PAUSE]/[EDIT]
- 13 [CALL WAIT]/[FLASH]
- 14 [TONE]
- 15 Microphone

Location of Controls and Components – Base Unit (2)

- 1 [ANSWER ON]
- 2 [MUTE]
- 3 [VOICE MAIL]
- 4 [MENU]
- 5 [ENTER]
- 6 Navigator key ([V], [^], [◀], [▶])
- 7 [CLEAR]
- 8 [EXIT]/[STOP]



■ Location of Controls and Components – Base Unit (3)



- 1 AC adaptor socket
- 2 Backup battery cover
- 3 Line 3/4 jack
- 4 Line 1/2 jack
- 5 Headset jack
- 6 Base handset socket